

Scaled data based on original data using
LM-79-08 Approved Method: Electrical and Photometric Measurements of Solid-
State Lighting Products

Test Report Prepared for
Cooper Lighting Solutions
(formerly Eaton)

Brand: INVUE

Report Number: P253168

Luminaire Tested: **LXS-B1-LED-D1-T2-A**

Issue Date: 03/03/2020

Test Information

Test Method: LM-79-08
Report Number: P253168
TEST IS SCALED FROM IESNA LM-79-08 TEST DATA (G2-1803-687-1)
Test Lab: INNOVATION CENTER(G2)
Issue Date: 03/03/2020
Manufacturer: COOPER LIGHTING SOLUTIONS (FORMERLY EATON)
Product Line: INVUE
Catalog Number: LXS-B1-LED-D1-T2-A
Description: LUXESCAPE OUTDOOR ARCHITECTURAL LUMINAIRE
70 CRI, 4000K LEDS AND TYPE II OPTIC, GRAPHITE METALLIC PAINTED FINISH,
ARM MOUNT
Light Source: -
Ballast/Driver: ELECTRONIC DRIVER

Summary

Lumens per Lamp: N/A
Luminaire Lumens: 2104.9 lumens
Efficiency: N/A
Efficacy: 87.7 lumens/watt
Luminous Opening: Circular (Dia: 1.62' x H: 0')
IES Classification: Type III - Medium - Non-Cutoff
BUG Rating: B1 - U0 - G1

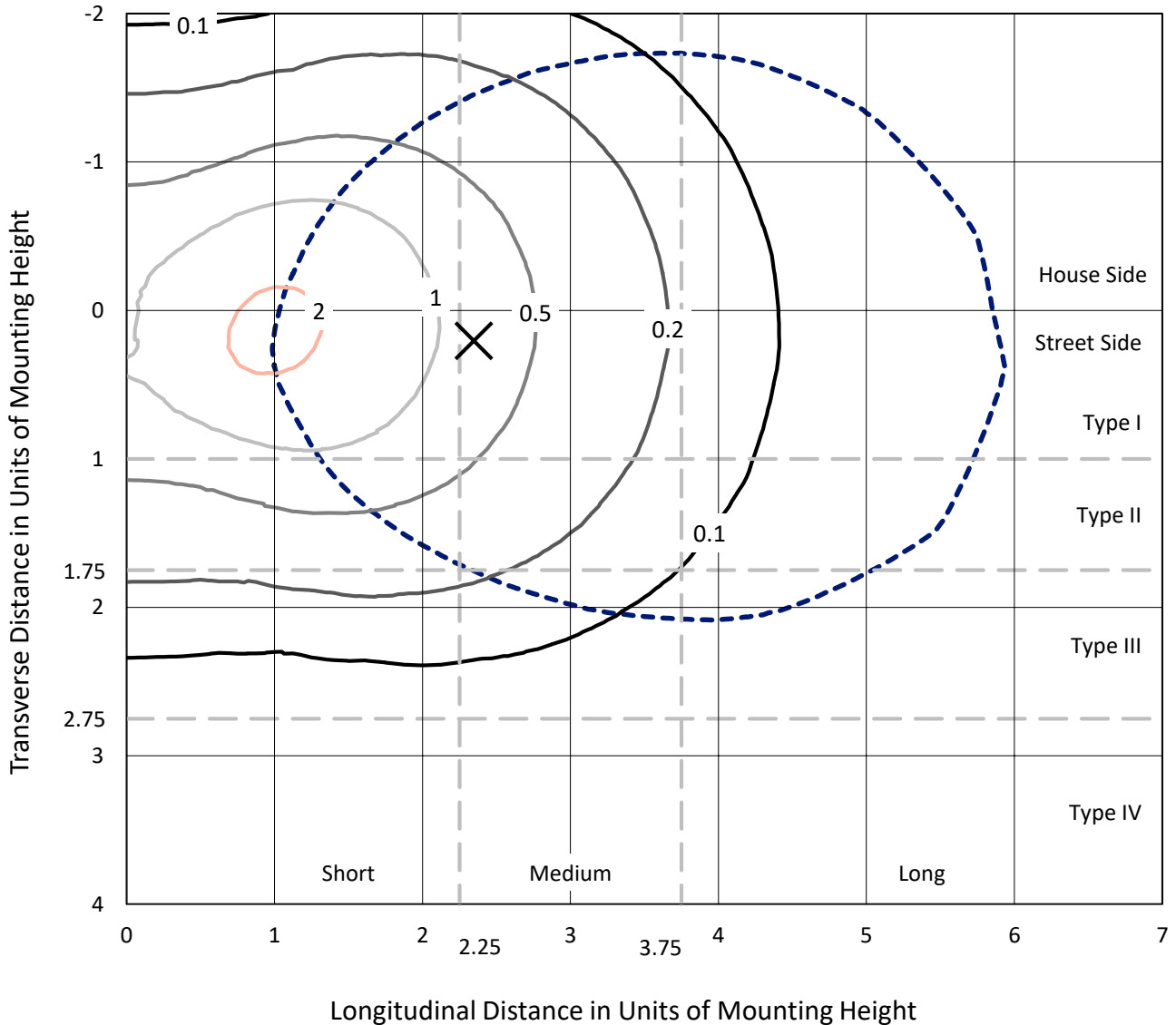
Input Watts (W): 24
Input Voltage (V): NR
Input Current (Ain): NR
Voltage Rise (V): NR
Power Factor: NR
Total Harmonic Distortion (THDi): NR
Frequency (hertz): 60
Stabilization Time: NR
Operation Time: NR
Ambient Temperature (°C): NR
Test Distance: 25 FT



REPORT NUMBER: P253168
 CATALOG NUMBER: LXS-B1-LED-D1-T2-A

Iso-Footcandle Lines of Horizontal Illumination

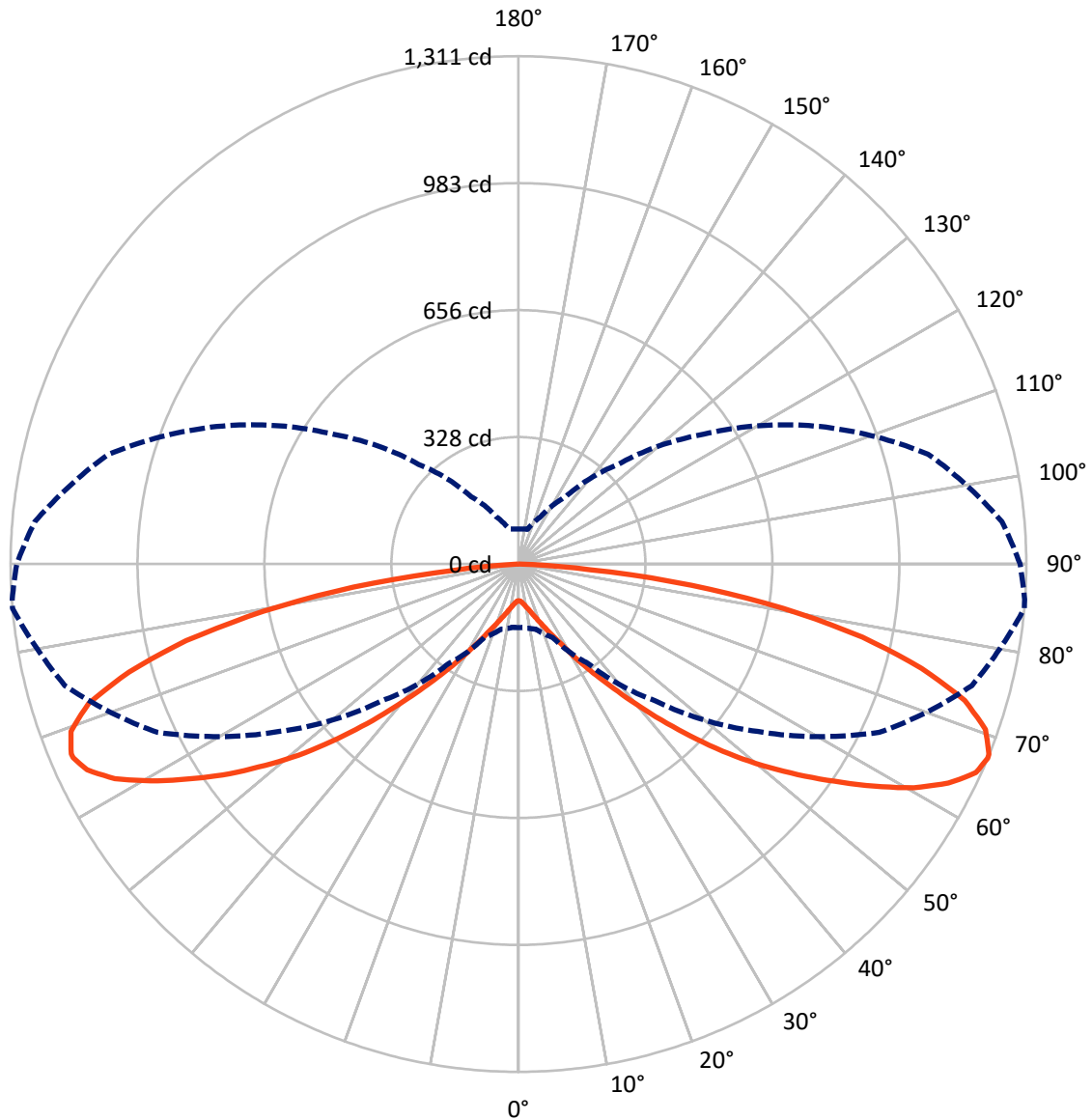
× Max cd
 - - - 1/2 Max cd



Based on 10 foot mounting height. Maximum calculated value = 2.3 fc
 Type III - Medium - Non-Cutoff

REPORT NUMBER: P253168
CATALOG NUMBER: LXS-B1-LED-D1-T2-A

Luminous Intensity Polar Plot



— Vertical Plane Through 85-Deg Lateral - - - Horizontal Cone Through 67-Deg Vertical

REPORT NUMBER: P253168

CATALOG NUMBER: LXS-B1-LED-D1-T2-A

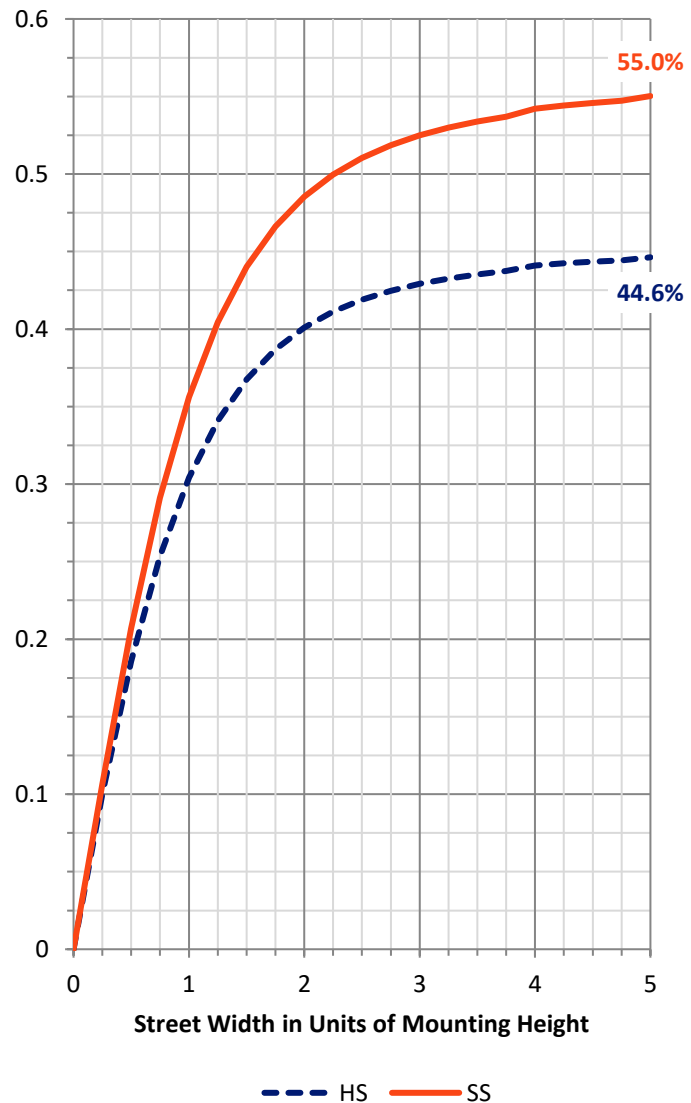
FLUX DISTRIBUTION:

		Downward	Upward	Total
House Side	Lumens	942.0	0.0	942.0
	% Fixture	44.7	0.0	44.7
Street Side	Lumens	1163.0	0.0	1163.0
	% Fixture	55.3	0.0	55.3
Total	Lumens	2104.9	0.0	2104.9
	% Fixture	100.0	0.0	100.0

Coefficient of Utilization

ZONAL LUMENS:

Zone	Lumens	% Fixture
0°-10°	9.7	0.5
10°-20°	34.4	1.6
20°-30°	75.1	3.6
30°-40°	147.8	7.0
40°-50°	267.3	12.7
50°-60°	426.9	20.3
60°-70°	560.3	26.6
70°-80°	473.1	22.5
80°-90°	110.3	5.2
90°-100°	0.0	0.0
100°-110°	0.0	0.0
110°-120°	0.0	0.0
120°-130°	0.0	0.0
130°-140°	0.0	0.0
140°-150°	0.0	0.0
150°-160°	0.0	0.0
160°-170°	0.0	0.0
170°-180°	0.0	0.0
0°-90°	2104.9	100.0
0°-180°	2104.9	100.0



REPORT NUMBER: P253168

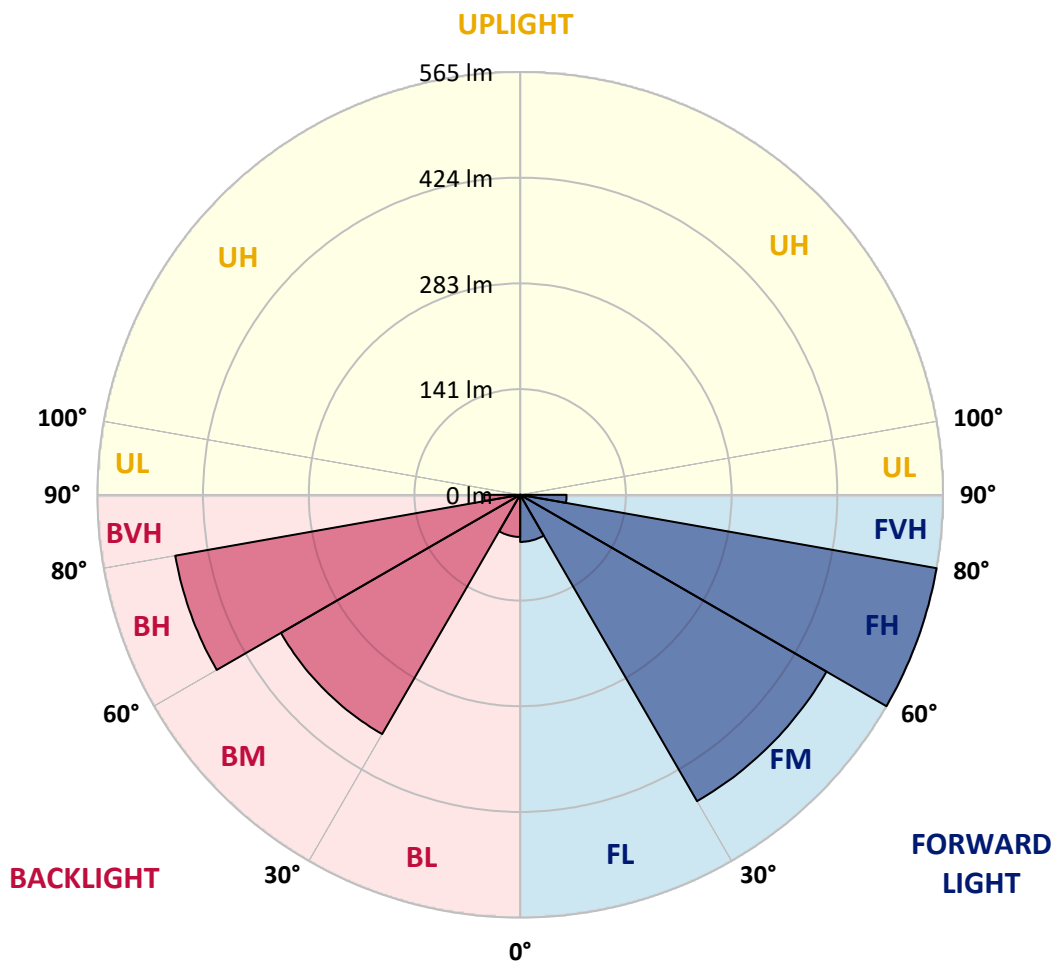
CATALOG NUMBER: LXS-B1-LED-D1-T2-A

LUMINAIRE CLASSIFICATION SYSTEM LUMEN TABLE AND BUG RATING:

Zone		Lumens	% Fixture	Zone Rating/Lumen Limit		
				B	U	G
FL	(0°-30°)	62.9	3.0			
FM	(30°-60°)	472.8	22.5			
FH	(60°-80°)	565.2	26.9			G0/660
FVH	(80°-90°)	62.1	2.9			G1/100
BL	(0°-30°)	56.3	2.7	B0/110		
BM	(30°-60°)	369.3	17.5	B1/1000		
BH	(60°-80°)	468.2	22.2	B1/500		G1/500
BVH	(80°-90°)	48.2	2.3			G1/100
UL	(90°-100°)	0.0	0.0		U0/0	
UH	(100°-180°)	0.0	0.0		U0/0	

BUG Rating: B1-U0-G1

Type III Medium





REPORT NUMBER: P253168

CATALOG NUMBER: LXS-B1-LED-D1-T2-A

CANDELA DISTRIBUTION (FULL):

	0°	5°	15°	25°	35°	45°	55°	65°	75°	85°	86°
0°	95	95	95	95	95	95	95	95	95	95	95
2.5°	96	96	96	96	96	96	96	96	96	96	96
5°	98	98	98	99	99	100	100	100	100	100	100
7.5°	99	99	100	101	103	104	105	105	105	106	106
10°	100	100	101	103	106	109	111	112	113	113	113
12.5°	103	103	104	106	110	114	118	121	122	122	122
15°	108	108	109	112	116	121	126	131	133	133	133
17.5°	115	115	116	119	124	131	137	143	146	146	146
20°	124	124	125	129	134	142	151	158	163	162	162
22.5°	129	129	132	138	145	154	168	177	183	181	180
25°	133	133	136	144	157	169	188	200	207	204	203
27.5°	138	139	143	151	167	187	208	229	235	232	231
30°	143	143	149	161	179	206	234	268	274	270	266
32.5°	151	151	156	170	195	226	268	304	315	313	311
35°	163	163	168	181	211	250	305	346	366	360	359
37.5°	167	168	175	193	225	280	343	395	424	417	414
40°	170	171	178	200	240	306	381	452	487	484	478
42.5°	172	173	181	204	255	328	421	514	560	562	558
45°	172	173	184	209	266	351	462	577	640	645	640
47.5°	172	173	184	214	275	375	504	634	717	732	725
50°	178	179	189	219	290	403	547	693	793	818	812
52.5°	178	180	191	224	304	429	589	755	868	903	893
55°	185	186	195	231	316	454	633	816	952	990	985
57.5°	187	188	198	234	326	482	682	880	1039	1082	1075
60°	183	184	196	232	333	504	725	944	1110	1173	1166
62.5°	178	179	190	228	332	512	753	994	1163	1246	1239
65°	172	172	182	220	323	509	761	1025	1200	1298	1294
67°	164	164	174	209	313	499	754	1028	1212	1311	1310
67.5°	161	162	171	207	310	495	751	1026	1213	1310	1310
70°	148	149	157	190	291	470	719	995	1189	1279	1282
72.5°	133	133	140	170	263	434	671	931	1121	1205	1208
75°	115	115	121	147	228	382	600	834	1008	1075	1085
77.5°	95	96	99	120	187	318	504	704	852	908	913
80°	72	73	75	89	141	239	385	542	655	694	699
82.5°	47	48	49	56	90	155	249	356	432	450	455
85°	20	20	21	24	38	63	103	146	181	186	186
87.5°	1	1	0	0	1	0	0	0	0	0	0
90°	0	0	0	0	0	0	0	0	0	0	0
92.5°	0	0	0	0	0	0	0	0	0	0	0
95°	0	0	0	0	0	0	0	0	0	0	0
97.5°	0	0	0	0	0	0	0	0	0	0	0
100°	0	0	0	0	0	0	0	0	0	0	0
102.5°	0	0	0	0	0	0	0	0	0	0	0
105°	0	0	0	0	0	0	0	0	0	0	0
107.5°	0	0	0	0	0	0	0	0	0	0	0



REPORT NUMBER: P253168

CATALOG NUMBER: LXS-B1-LED-D1-T2-A

CANDELA DISTRIBUTION (continued):

	0°	5°	15°	25°	35°	45°	55°	65°	75°	85°	86°
110°	0	0	0	0	0	0	0	0	0	0	0
112.5°	0	0	0	0	0	0	0	0	0	0	0
115°	0	0	0	0	0	0	0	0	0	0	0
117.5°	0	0	0	0	0	0	0	0	0	0	0
120°	0	0	0	0	0	0	0	0	0	0	0
122.5°	0	0	0	0	0	0	0	0	0	0	0
125°	0	0	0	0	0	0	0	0	0	0	0
127.5°	0	0	0	0	0	0	0	0	0	0	0
130°	0	0	0	0	0	0	0	0	0	0	0
132.5°	0	0	0	0	0	0	0	0	0	0	0
135°	0	0	0	0	0	0	0	0	0	0	0
137.5°	0	0	0	0	0	0	0	0	0	0	0
140°	0	0	0	0	0	0	0	0	0	0	0
142.5°	0	0	0	0	0	0	0	0	0	0	0
145°	0	0	0	0	0	0	0	0	0	0	0
147.5°	0	0	0	0	0	0	0	0	0	0	0
150°	0	0	0	0	0	0	0	0	0	0	0
152.5°	0	0	0	0	0	0	0	0	0	0	0
155°	0	0	0	0	0	0	0	0	0	0	0
157.5°	0	0	0	0	0	0	0	0	0	0	0
160°	0	0	0	0	0	0	0	0	0	0	0
162.5°	0	0	0	0	0	0	0	0	0	0	0
165°	0	0	0	0	0	0	0	0	0	0	0
167.5°	0	0	0	0	0	0	0	0	0	0	0
170°	0	0	0	0	0	0	0	0	0	0	0
172.5°	0	0	0	0	0	0	0	0	0	0	0
175°	0	0	0	0	0	0	0	0	0	0	0
177.5°	0	0	0	0	0	0	0	0	0	0	0
180°	0	0	0	0	0	0	0	0	0	0	0



REPORT NUMBER: P253168

CATALOG NUMBER: LXS-B1-LED-D1-T2-A

CANDELA DISTRIBUTION (continued):

	90°	95°	105°	115°	125°	135°	145°	155°	165°	175°	180°
0°	95	95	95	95	95	95	95	95	95	95	95
2.5°	96	96	97	97	97	97	97	97	97	97	97
5°	100	100	100	100	100	99	98	98	97	97	97
7.5°	106	106	105	104	102	101	100	100	99	99	99
10°	113	113	112	109	107	106	104	102	101	100	100
12.5°	122	122	120	116	114	111	107	104	102	101	101
15°	133	133	129	125	121	115	110	107	104	103	103
17.5°	146	145	140	136	129	121	115	111	107	105	104
20°	161	160	153	147	137	128	120	113	107	105	105
22.5°	178	177	169	160	146	136	124	115	109	107	107
25°	200	198	186	174	158	144	129	119	112	108	107
27.5°	227	224	208	192	172	151	134	121	112	108	107
30°	261	256	235	211	187	161	141	123	114	110	109
32.5°	302	295	268	234	203	173	145	127	116	110	110
35°	349	339	305	263	221	185	152	130	116	110	109
37.5°	403	390	348	297	243	196	159	132	117	112	111
40°	467	450	396	335	270	210	166	136	120	113	112
42.5°	542	521	451	376	299	227	173	140	120	112	112
45°	623	599	512	420	329	245	181	142	121	114	113
47.5°	709	683	580	468	359	261	190	144	123	114	113
50°	797	769	653	521	392	279	196	147	122	113	112
52.5°	886	851	735	582	430	298	202	149	122	113	112
55°	977	938	817	640	468	319	210	149	122	112	111
57.5°	1065	1019	895	701	504	336	216	150	120	109	108
60°	1150	1103	969	757	535	348	218	149	117	107	106
62.5°	1225	1180	1030	802	560	359	218	145	112	103	102
65°	1277	1234	1077	833	578	365	216	140	104	97	96
67°	1295	1253	1095	843	584	364	212	134	93	91	90
67.5°	1296	1254	1096	844	584	363	210	133	89	89	89
70°	1273	1233	1081	831	572	349	197	124	75	79	81
72.5°	1201	1167	1023	789	539	325	180	109	63	70	72
75°	1075	1043	913	709	483	289	158	89	50	60	61
77.5°	900	880	769	602	404	240	128	65	39	48	50
80°	683	669	584	460	303	178	87	41	29	36	37
82.5°	437	430	374	293	181	102	43	19	16	22	23
85°	172	163	138	103	59	28	9	5	6	4	3
87.5°	0	0	0	0	0	0	0	0	0	0	0
90°	0	0	0	0	0	0	0	0	0	0	0
92.5°	0	0	0	0	0	0	0	0	0	0	0
95°	0	0	0	0	0	0	0	0	0	0	0
97.5°	0	0	0	0	0	0	0	0	0	0	0
100°	0	0	0	0	0	0	0	0	0	0	0
102.5°	0	0	0	0	0	0	0	0	0	0	0
105°	0	0	0	0	0	0	0	0	0	0	0
107.5°	0	0	0	0	0	0	0	0	0	0	0



REPORT NUMBER: P253168

CATALOG NUMBER: LXS-B1-LED-D1-T2-A

CANDELA DISTRIBUTION (continued):

	90°	95°	105°	115°	125°	135°	145°	155°	165°	175°	180°
110°	0	0	0	0	0	0	0	0	0	0	0
112.5°	0	0	0	0	0	0	0	0	0	0	0
115°	0	0	0	0	0	0	0	0	0	0	0
117.5°	0	0	0	0	0	0	0	0	0	0	0
120°	0	0	0	0	0	0	0	0	0	0	0
122.5°	0	0	0	0	0	0	0	0	0	0	0
125°	0	0	0	0	0	0	0	0	0	0	0
127.5°	0	0	0	0	0	0	0	0	0	0	0
130°	0	0	0	0	0	0	0	0	0	0	0
132.5°	0	0	0	0	0	0	0	0	0	0	0
135°	0	0	0	0	0	0	0	0	0	0	0
137.5°	0	0	0	0	0	0	0	0	0	0	0
140°	0	0	0	0	0	0	0	0	0	0	0
142.5°	0	0	0	0	0	0	0	0	0	0	0
145°	0	0	0	0	0	0	0	0	0	0	0
147.5°	0	0	0	0	0	0	0	0	0	0	0
150°	0	0	0	0	0	0	0	0	0	0	0
152.5°	0	0	0	0	0	0	0	0	0	0	0
155°	0	0	0	0	0	0	0	0	0	0	0
157.5°	0	0	0	0	0	0	0	0	0	0	0
160°	0	0	0	0	0	0	0	0	0	0	0
162.5°	0	0	0	0	0	0	0	0	0	0	0
165°	0	0	0	0	0	0	0	0	0	0	0
167.5°	0	0	0	0	0	0	0	0	0	0	0
170°	0	0	0	0	0	0	0	0	0	0	0
172.5°	0	0	0	0	0	0	0	0	0	0	0
175°	0	0	0	0	0	0	0	0	0	0	0
177.5°	0	0	0	0	0	0	0	0	0	0	0
180°	0	0	0	0	0	0	0	0	0	0	0

(END OF REPORT)